

Civic Campaign Finance Reform

Local Elections Expense Limits Committee

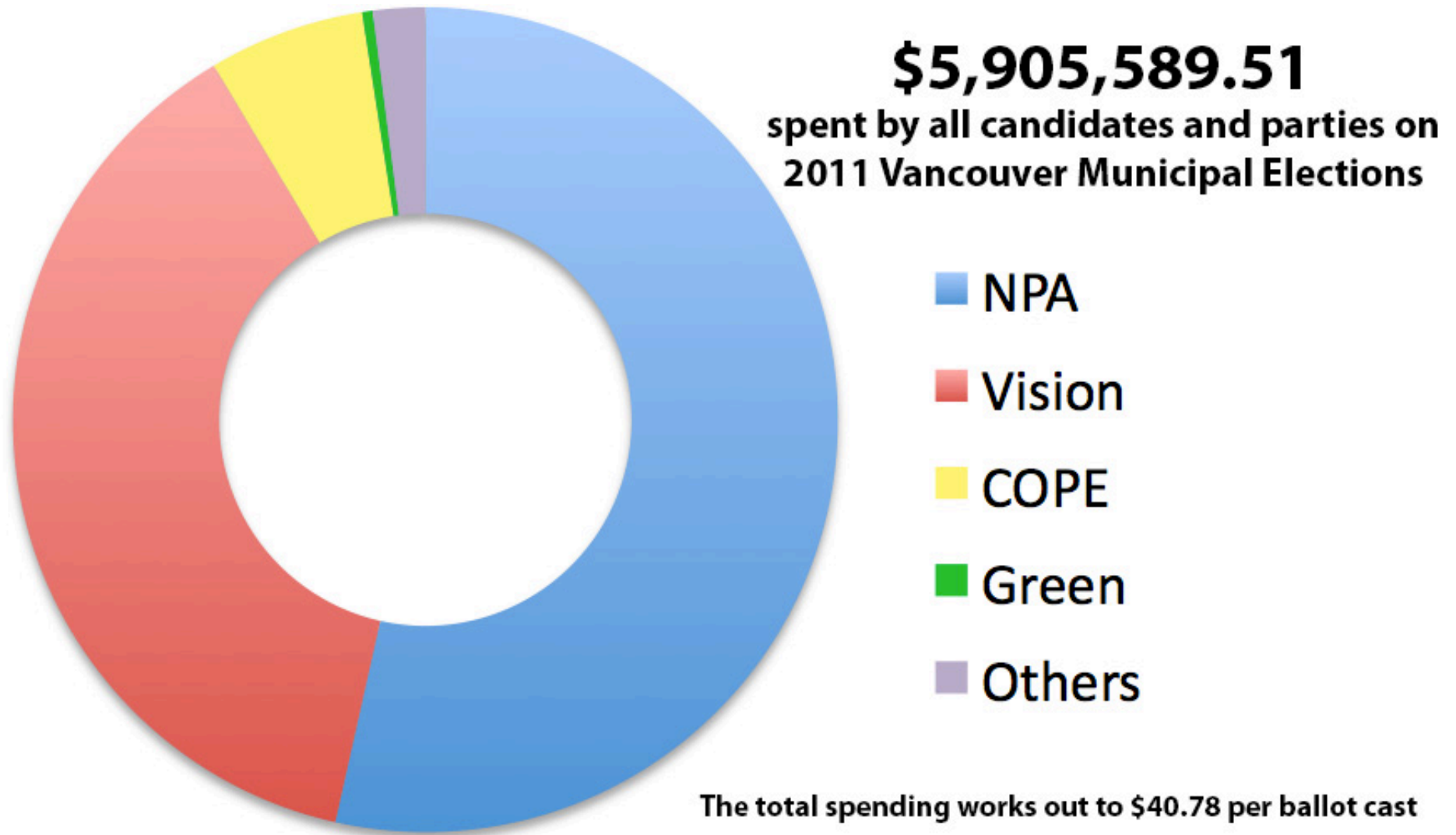


November 7, 2014

Neighbourhoods for a
Sustainable Vancouver (NSV)

<http://nsvancouver.ca>

Vancouver is ground zero for runaway campaign spending



NSV ran candidates in 2011 election





Neighbourhoods *for a*
Sustainable Vancouver

***On November 19, vote for
Neighbourhoods for a
Sustainable Vancouver (NSV)***



**Randy
Helten**
*for
Mayor*

**Elizabeth
Murphy**
*for
Councillor*

**Nicole
Benson**
*for
Councillor*

**Marie
Kerchum**
*for
Councillor*

**Terry
Martin**
*for
Councillor*

We stand for



Neighbourhood-based Real Democracy

- Reform campaign finance: Regulators of land use policy should not be funded by those they regulate. The development industry is the largest funder of the NPA and Vision Vancouver.
- Respect neighbourhoods: We promote local community grassroots planning processes that respect existing visions and local area plans.
- Strengthen neighbourhood representation: Through partial or full wards, neighbourhood councils, community advisory bodies and other mechanisms such as polling on significant issues based on the voters' list to determine public support.



Sustainability

- Strive for a holistic balance: Environmental, social and economic sustainability implemented through community engagement.



Vancouver-based Solutions

- Find solutions that work: Accommodate growth in ways that suit the uniqueness of Vancouver and the character of our neighbourhoods.

More about NSV Candidates, principles and policies at:

www.nsvancouver.ca

www.facebook.com/nsvancouver

www.twitter.com/nsvancouver

www.twitter.com/helten4mayor

www.facebook.com/NicoleBensonVancouver

2855 West Broadway, Vancouver, B.C. V6K 2G6 | Ph: 604-731-6999 | Eml: info@nsvancouver.ca



NSV candidates ran in the 2011
election

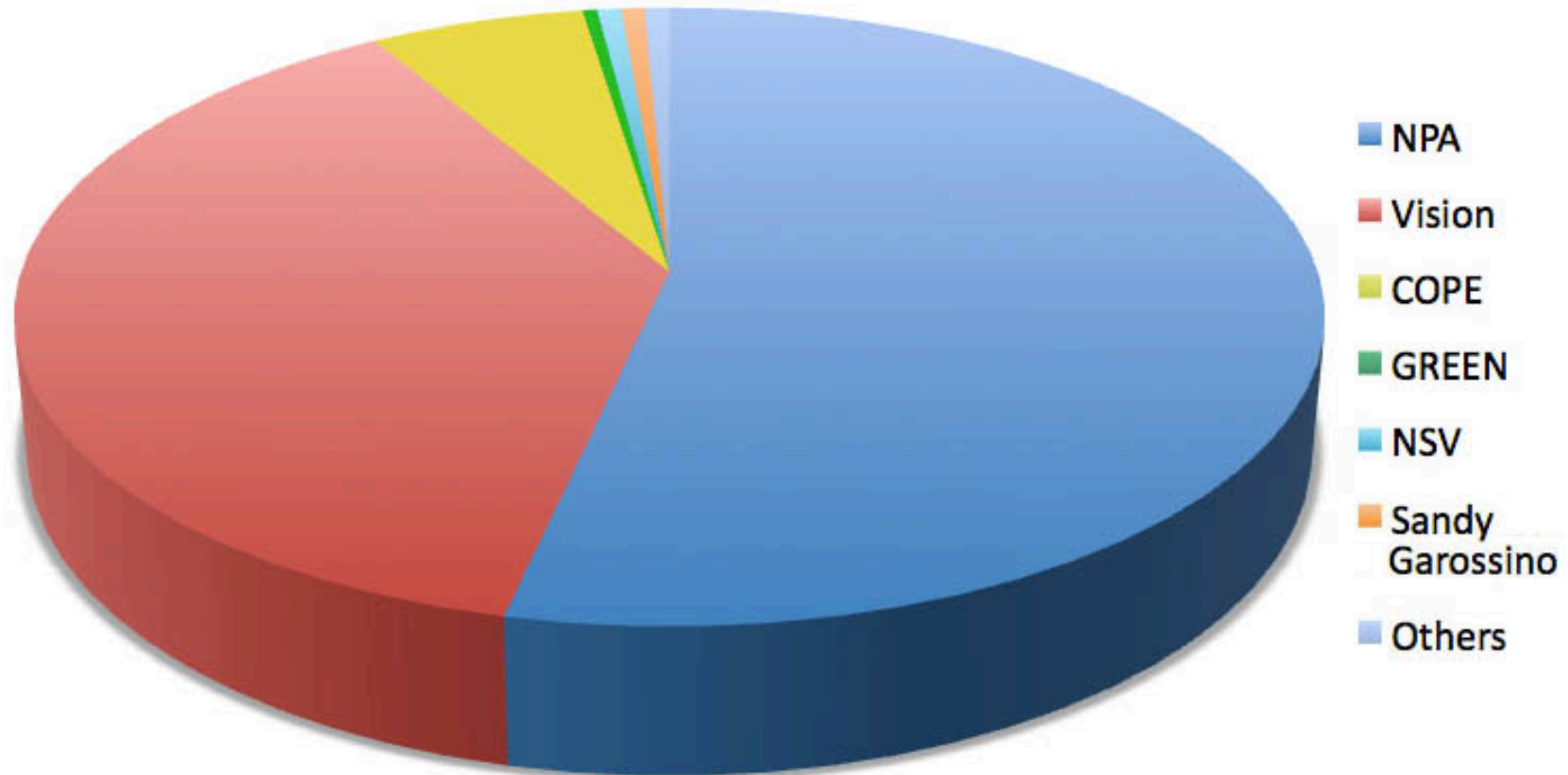


NSV: \$40,441

2011 examples show that a campaign can be run on \$40,000 (temp office, signs, website, etc.)

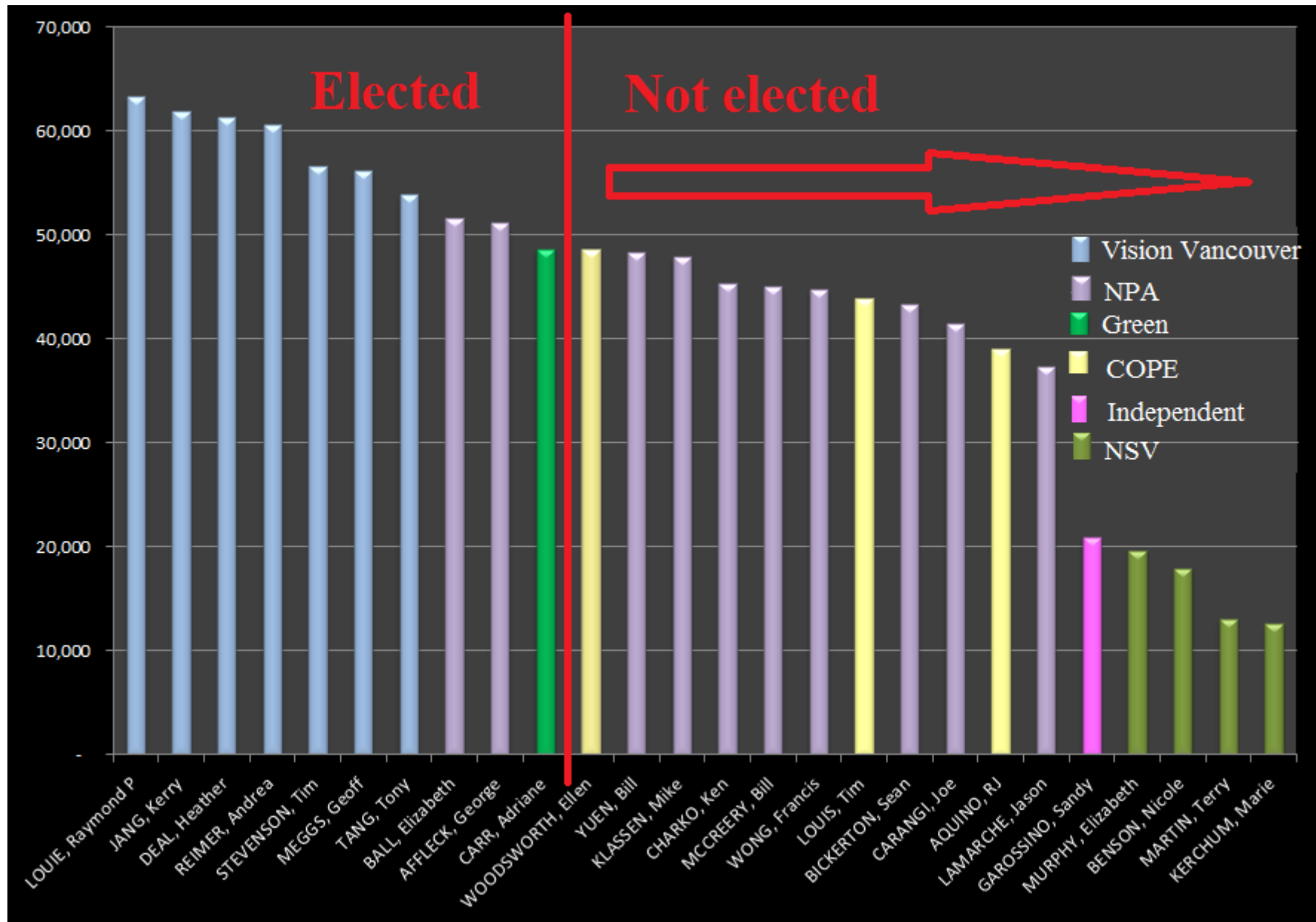
Sandy Garossino: \$38,679

**\$5,905,589.51 spent by all candidates and parties in
2011 Vancouver Municipal Elections**



The total spending works out to \$40.78 per ballot cast

City Councillor results (10 seats) 2011



Total spending by parties and independents in 2011 (Vancouver)

NPA	\$3,160,002.12
Vision	\$2,239,475.57
COPE	\$360,969.93
GREEN	\$24,331.57
NSV	\$40,441.66
Sandy Garossino	\$38,679.23
Others	\$41,689.43
 Total	 \$5,905,589.51

Who sets the rules?

Concern: “Allowing Vancouver” to make changes might default to the **Council majority**

Council majority (7 out of 10 Councillors from one party, mayor belongs to same party)

BC Legislature should set the rules for campaign finance reform

Consider rules for cities with population > 100,000

2011 results

Vision (7/10)
seats received
413,879 votes
34.36%

All others
received **790,594**
votes

at large system is
not
representative

1	LOUIE, Raymond P	<input checked="" type="checkbox"/>	Vision Vancouver	63273	
2	JANG, Kerry	<input checked="" type="checkbox"/>	Vision Vancouver	61931	
3	DEAL, Heather	<input checked="" type="checkbox"/>	Vision Vancouver	61386	
4	REIMER, Andrea	<input checked="" type="checkbox"/>	Vision Vancouver	60593	
5	STEVENSON, Tim	<input checked="" type="checkbox"/>	Vision Vancouver	56639	
6	MEGGS, Geoff	<input checked="" type="checkbox"/>	Vision Vancouver	56183	
7	TANG, Tony	<input checked="" type="checkbox"/>	Vision Vancouver	53874	
8	BALL, Elizabeth	<input checked="" type="checkbox"/>	NPA	51607	
9	AFFLECK, George	<input checked="" type="checkbox"/>	NPA	51146	
10	CARR, Adriane	<input checked="" type="checkbox"/>	Green Party of Vancouver	48648	
11	WOODSWORTH, Ellen		COPE	48558	
12	YUEN, Bill		NPA	48407	
13	KLASSEN, Mike		NPA	47869	
14	CHARKO, Ken		NPA	45372	
15	MCCREERY, Bill		NPA	45113	
16	WONG, Francis		NPA	44708	
17	LOUIS, Tim		COPE	43926	
18	BICKERTON, Sean		NPA	43290	
19	CARANGI, Joe		NPA	41460	
20	AQUINO, RJ		COPE	39055	
21	LAMARCHE, Jason		NPA	37286	
22	GAROSSINO, Sandy		-	20866	
23	MURPHY, Elizabeth		NSV	19644	
24	BENSON, Nicole		NSV	17982	
25	MARTIN, Terry		NSV	13025	
26	KERCHUM, Marie		NSV	12613	
27	SHAW, Chris		De-Growth Vancouver	8219	
28	GREGSON, Ian		De-Growth Vancouver	7872	
29	FOX, Amy "Evil Genius"		-	6499	
30	ALM, Kelly		-	5525	
31	FRASER, Grant		-	4759	
32	MASSON, Chris		De-Growth Vancouver	4690	
33	GILL, Lauren R.I.C.H.		-	4681	
34	DHARNI, Michael Singh		-	4166	
35	NGUYEN, Marc Tan		-	4119	
36	ORSER, Rick		-	3995	
37	WENDYTHIRTEEN		-	3926	
38	NGUYEN, Bang		-	3826	
39	COPELAND, Cord "Ted"		-	3587	
40	SPIRES, Aaron R.I.C.H.		-	2200	
41	MAXWELL N BUR, RH		-	1955	
42					
43			Total Vision	413879	
44			All Others:	790594	
45			All votes:		1204473
46			Percent (VV total / All votes)		34.36%
47					
48			Ballots Cast/Registered Voters : 144823 /418878 voter turnout:	34.57%	
49				11.88%	

2011 Election Results, low voter turnout

34.75 % Voter turnout (Council votes)

of counted votes, Council majority (Vision) received:

34.36 % of Council votes cast (Vision)

Issue: Should Council majority be responsible for setting campaign finance rules? No.

2014 Election

NSV decided against running candidates in 2014 election (big money was a factor), voluntarily refuses to take corporate donations

No finance reform in Bill 20 & Bill 21 (May 2014)

2014 Campaign contributions

Voluntary release

Vision Vancouver: **\$2.25 million**

NPA: **\$1.9 million**

Green: **\$54,933**

COPE: **\$60,114**

One City: **\$46,415**

Note: only NSV and Green Party released donors list prior to the 2011 election

Reform needed: release donors list, amounts per donor 2 weeks & 3 days before election date

Cap Campaign Budgets

- Maximum \$200,000 that can be spent by any Elector Organization (combined total, including all individual campaigns)
- **Real spending limits**
- Limit amount that can be carried over from one year to the next to \$25,000 (limit “war chest”)

Canadian examples

- Toronto \$2,500 limit (mayor), \$750 Councillor
- Winnipeg \$750
- Calgary \$5,000
- Montreal: \$300

Campaign finance reform mandatory for free
and fair elections

Adapt Toronto model

- \$2,500 donation limit (maximum to consider) per donor to an independent candidate or to an Elector Organization (total for all candidates and EO)
- Donations only from individuals (no corporations or unions)
- Continuous reporting in off years for elections (for EOs)

Adapt Toronto model

- Strict rules on in-kind donations and accounting
- Consider deductible donations, issue income tax receipts
- Limit \$5,000 in total donations per individual (to all EOs and independent candidates)

Additional changes – Term limits

- Term limits (cities > 100,000 population)
- 3 terms maximum (for 4 year terms), or 4 terms @ 3 year term
- Term limit for politicians holding office at a given level (such as Councillor or Park Board Commissioner)

Transitioning to new system

- Make the changes as soon as possible (2015)
- Hit the 'reset button' and allow EOs to carry over a maximum of \$25,000 after date that the changes come into effect
- Some of the existing parties have spent millions over the years on extensive mailing lists, contacts (need help level the playing field)

Other changes to consider

- Change at-large system to $\frac{1}{2}$ Ward and $\frac{1}{2}$ Proportional Representation (in Vancouver)
- Bring back the 3 year term
- or have an alternating model (elect half of Council every two years in Vancouver)

Critical changes

- Capping donations
- Limiting donations only to individuals
- Spending limits
- Release donors list prior to election
- Cap Third Party Sponsors as well, impose more restrictive limits for elections (not assent campaigns)

Developers, other Corporations and Unions

- Many large real estate companies are donating to Vision Vancouver's 2014 campaign
- Spot zoning (City has power to **change zoning**: height, density and use)
- Too much money
- Legitimacy of elected officials, administration open to question and criticism
- Track record (every rezoning approved at Public Hearing this last term)

Large donations in 2014

- \$100,000 donation by an individual to Vision Vancouver
- \$152,000 union donation to Vision
- Three \$75,000 corporate donations (3 separate companies) to Vision
- \$360,000 corporate donation to the NPA
- \$25,000 individual donation to the NPA
- A cap is essential

NSV Supports 5 points in petition

Petition for Municipal Election Campaign Finance Reform

We, the undersigned residents and voters of British Columbia, petition the Government of British Columbia to help combat actual and potential conflicts of interest in civic governance by acting promptly to:

- 1. prohibit donations to municipal political parties or candidates from corporations and unions;
- 2. permit only Canadian citizens or permanent residents to contribute;
- 3. place appropriate limits on personal donations and require continuous and transparent disclosure of donations above a modest threshold;
- 4. place appropriate limits on campaign spending; and
- 5. establish clear and enforceable regulations to prevent funneling of donations through third parties or other circumventions of these reforms.



Full details under <http://cityhallwatch.ca/petition>

The petition has been endorsed by:



COPE (Coalition of Progressive Electors)



Green Party of Vancouver



NSV



Sandy Garossino (signed petition)



Ian Gregson (De-Growth Vancouver)

Five points

- 1. prohibit donations to municipal political parties or candidates from corporations and unions;



Five points

- 2. permit only Canadian citizens or permanent residents to contribute;



Five points

- 3. place appropriate limits on personal donations and require continuous and transparent disclosure of donations above a modest threshold;



Five points

- 4. place appropriate limits on campaign spending;



Five points

- 5. establish clear and enforceable regulations to prevent funneling of donations through third parties or other circumventions of these reforms.

[note: Includes in-kind donations, monitoring]

